M12 Zinc alloy shell Male Back Mount Socket PCB Screw M16*1.5/PG9

尺寸图

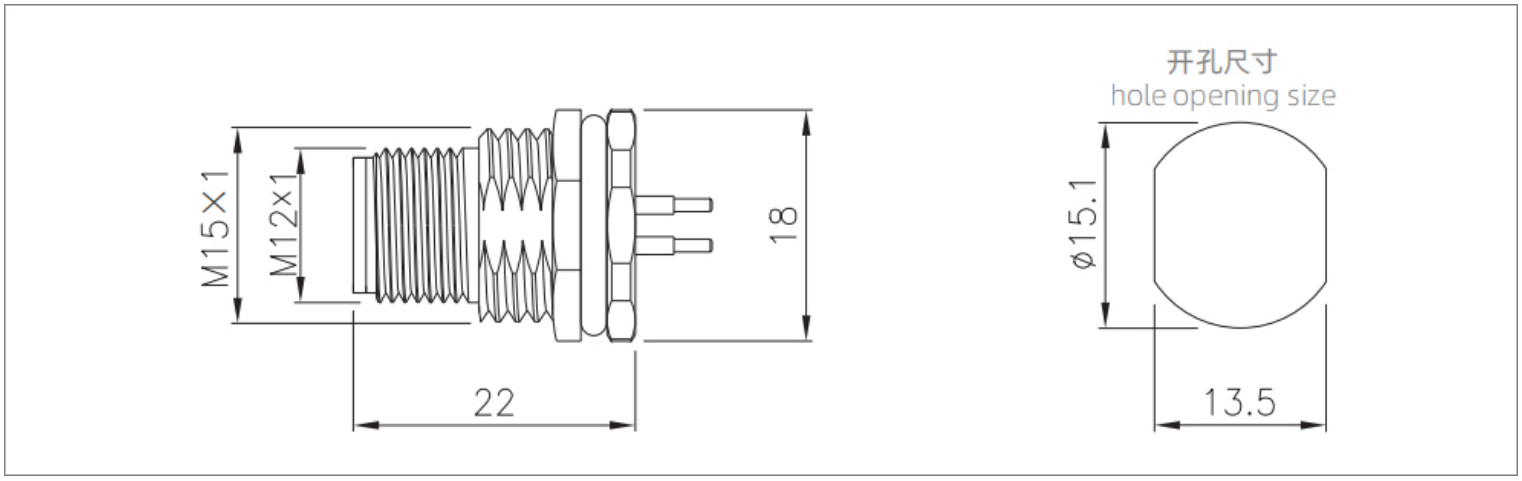

PCB芯位图

芯数	2A	3A	4A	4D	5A
针型 PCB芯位分布图	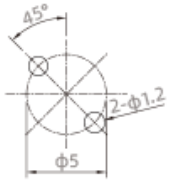	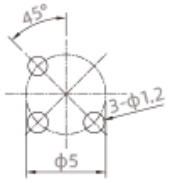	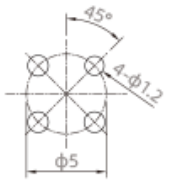	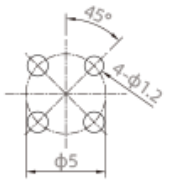	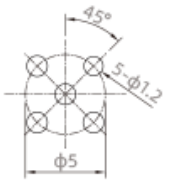
5B	6A	8A	12A	17A	
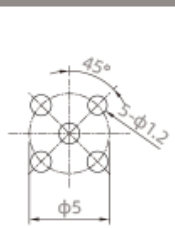	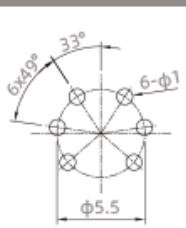	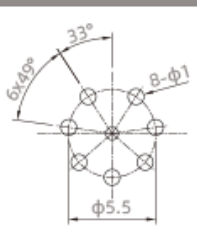	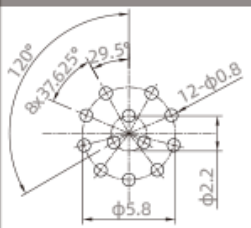	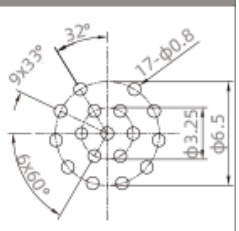	
芯数	2A	3A	4A	4D	5A
孔型 PCB芯位分布图	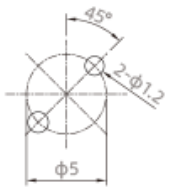	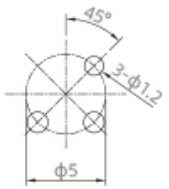	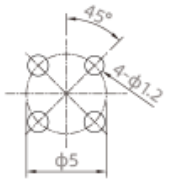	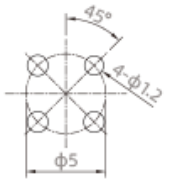	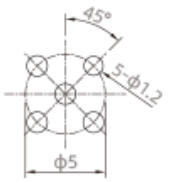
5B	6A	8A	12A	17A	
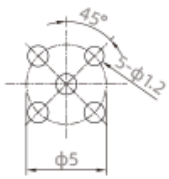	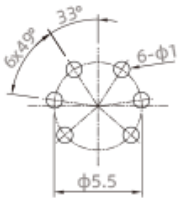	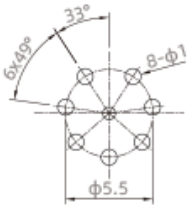	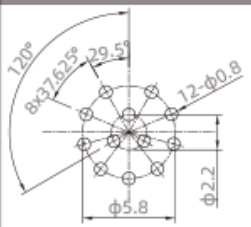	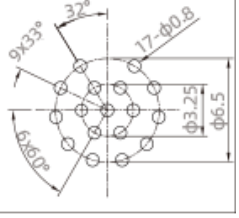	

STA思大-元器件专业提供商!

M12 Zinc alloy shell Male Back Mount Socket PCB Screw M16*1.5/PG9

接线定义

芯位 Pins	线芯颜色 Wire core color
	2芯(Pins)
1	BN
2	-
3	BU

芯位 Pins	线芯颜色 Wire core color
	3芯(Pins)
1	BN
2	-
3	BU
4	BK

芯位 Pins	线芯颜色 Wire core color
	6芯(Pins)
1	BN
2	WH
3	BU
4	BK
5	-
6	GY
7	RD

芯位 Pins	线芯颜色 Wire core color
	8芯(Pins)
1	WH
2	BN
3	GN
4	YE
5	GY
6	PK
7	BU
8	RD

芯位 Pins	线芯颜色 Wire core color			
	4芯A编码(4 Pins A-Code)		4芯B编码(4 Pins B-Code)	4芯D编码(4 Pins D-Code)
1	BN		BN	YE
2	WH		WH	WH
3	BU		BU	OG
4	BK		BK	BU

芯位 Pins	线芯颜色 Wire core color			
	5芯A编码(5 Pins A-Code)		5芯B编码(5 Pins B-Code)	
1	BN		BN	
2	WH		WH	
3	BU		BU	
4	BK		BK	
5	GY		GY	

芯位 Pins	线芯颜色 Wire core color
	12芯(Pins)
1	BN
2	BU
3	WH
4	GN
5	PK
6	YE
7	BK
8	GY
9	RD
10	VT
11	OG
12	LTGN

芯位 Pins	线芯颜色 Wire core color
	17芯(Pins)
1	BN
2	BU
3	WH
4	GN
5	PK
6	YE
7	BK
8	GY
9	RD
10	VT
11	OG
12	LTGN
13	LTBU
14	BKWH
15	BNWH
16	RDWH
17	BUWH

*接线定义按常规标准，如按协议或者其他请联系我司业务。

电气参数

M12 Zinc alloy shell Male Back Mount Socket PCB Screw M16*1.5/PG9

芯数 Pins	针型 Male				额定电流 Ratedcurrent	额定电压 Rated voltage		导体规格 Conductor size		孔型 Female			
	A	B	C	D		A/C	D/C	AWG	mm²	A	B	C	D
2					4A	250V	250V	22	0.34				
3					4A	250V	250V	22	0.34				
4			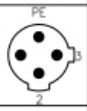		4A	250V	250V	22	0.34			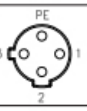	
5					4A:A型(A-Code) B型(B-Code) 2A:C型(C-Code)	60V	60V	22	0.34				
6			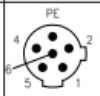		2A	30V	30V	24	0.25				
8					2A	30V	30V	24	0.25				
12					1.5A	30V	30V	26	0.14				
17					1.5A	30V	30V	26	0.14				

STA思大-元器件专业提供商!