E16 Male Back Mount PCB Receptacle(Bayonet)

尺寸图

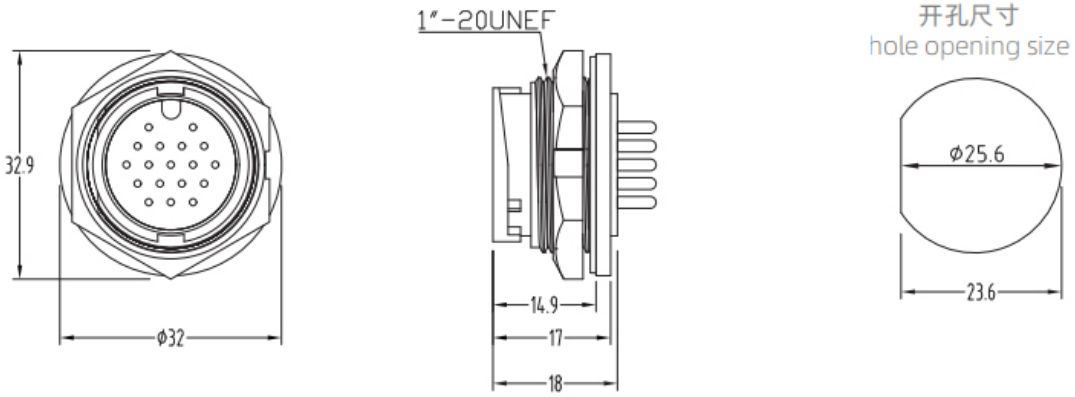

电气参数

芯数排列及技术参数 Pins arrangement & Technical parameters										
芯数 Pins	2	3	4	5	6	7	18	20	21	22
芯位排布 Pins arrangement	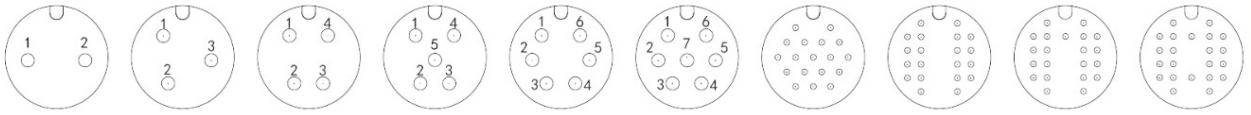									
规格 Specifications										
芯数 Pins	2	3	4	5	6	7	18	20	21	22
线规 Wire gauge	0.5~4mm²(16~12AWG)						0.25~0.5mm² (24~20AWG)	0.14~0.25mm²(26~24AWG)		
引脚类型 Pin type	ϕ2.4mm						ϕ1.0mm	ϕ0.8mm		
接线范围 Wiring range	Max.12.6mm (组装式:7.0~12.6mm)									
防水等级 Waterproof grade	IP67/IP68									
插拔次数 Durability	≥500									
适应温度 Applicable temperature	-45℃ ~ +105℃									
额定电压 Rated voltage	250~500V	250~500V	250~500V	250V	250V	250V	50V	50V	50V	50V
额定电流 Rated current	20A	20A	20A	20A	20A	20A	5A	2A	2A	2A

PCB 芯位图

STA思大-元器件专业提供商!

2	3	4	5	6
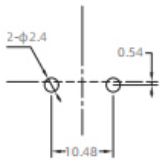	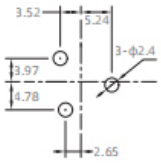	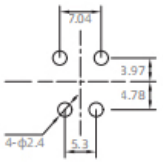	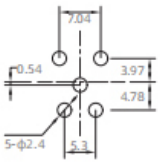	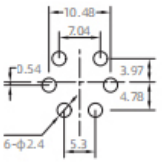
7	18	20	21	22
