M12 锌合金外壳 板后安装针型插座 插板式 螺牙M12*1

尺寸图

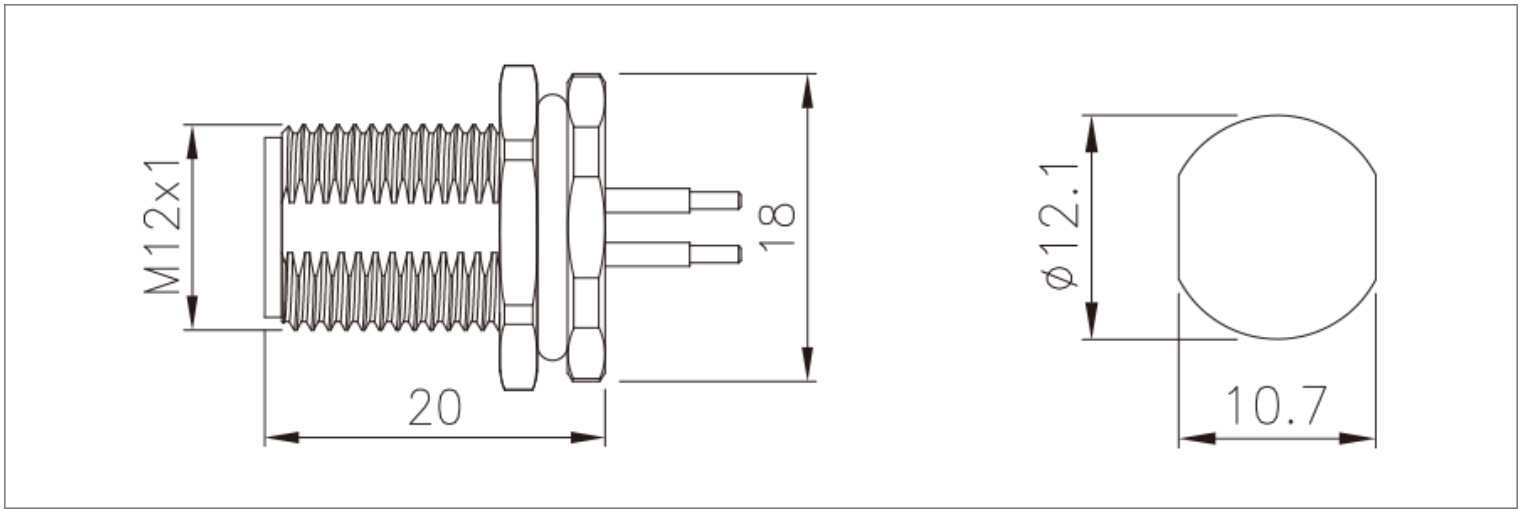

PCB芯位图

芯数	2A	3A	4A	4D	5A
针型 PCB芯位分布图	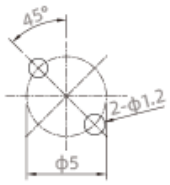	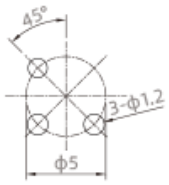	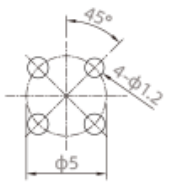	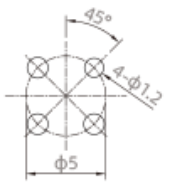	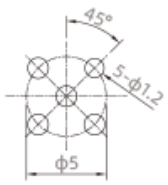
	5B	6A	8A	12A	17A
	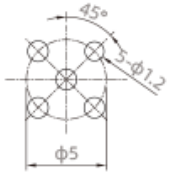	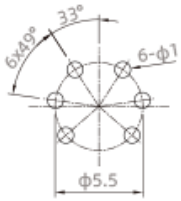	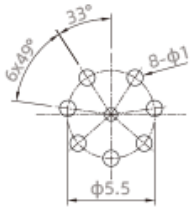	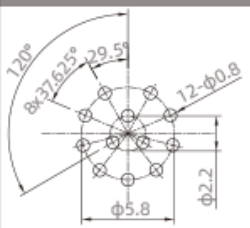	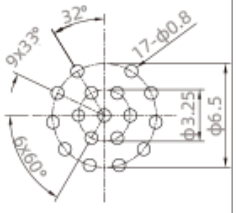
芯数	2A	3A	4A	4D	5A
孔型 PCB芯位分布图	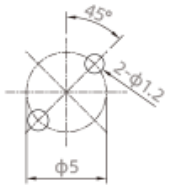	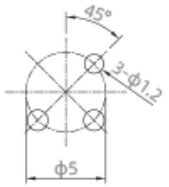	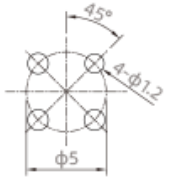	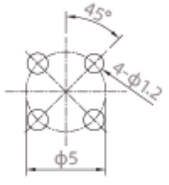	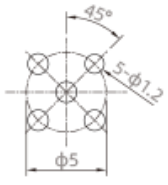
	5B	6A	8A	12A	17A
	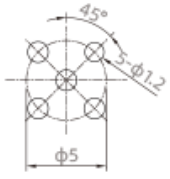	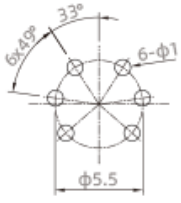	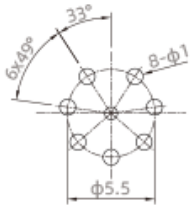	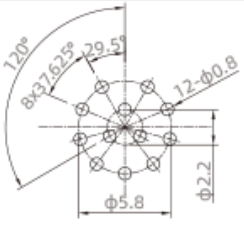	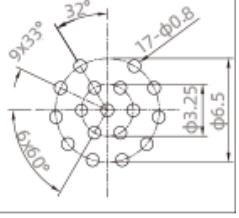

STA思大-元器件专业提供商!

接线定义

芯位	线芯颜色
	2芯
1	BN
2	-
3	BU

芯位	线芯颜色
	3芯
1	BN
2	-
3	BU
4	BK

芯位	线芯颜色
	6芯
1	BN
2	WH
3	BU
4	BK
5	-
6	GY
7	RD

芯位	线芯颜色
	8芯
1	WH
2	BN
3	GN
4	YE
5	GY
6	PK
7	BU
8	RD

芯位	线芯颜色		
	4芯A编码	4芯B编码	4芯D编码
1	BN	BN	YE
2	WH	WH	WH
3	BU	BU	OG
4	BK	BK	BU

芯位	线芯颜色		
	5芯A编码	5芯B编码	
1	BN	BN	
2	WH	WH	
3	BU	BU	
4	BK	BK	
5	GY	GY	

芯位	线芯颜色
	12芯
1	BN
2	BU
3	WH
4	GN
5	PK
6	YE
7	BK
8	GY
9	RD
10	VT
11	OG
12	LTGN

芯位	线芯颜色
	17芯
1	BN
2	BU
3	WH
4	GN
5	PK
6	YE
7	BK
8	GY
9	RD
10	VT
11	OG
12	LTGN
13	LTBU
14	BKWH
15	BNWH
16	RDWH
17	BUWH

*接线定义按常规标准，如按协议或者其他请联系我司业务。

电气参数

芯数	针型				额定电流	额定电压		导体规格		孔型			
	A	B	C	D		A/C	D/C	AWG	mm²	A	B	C	D
2					4A	250V	250V	22	0.34				
3					4A	250V	250V	22	0.34				
4					4A	250V	250V	22	0.34				
5					4A:A型 B型 2A:C型	60V	60V	22	0.34				
6					2A	30V	30V	24	0.25				
8					2A	30V	30V	24	0.25				
12					1.5A	30V	30V	26	0.14				
17					1.5A	30V	30V	26	0.14				