M12 Female Back Mount Socket (PCB)

尺寸图

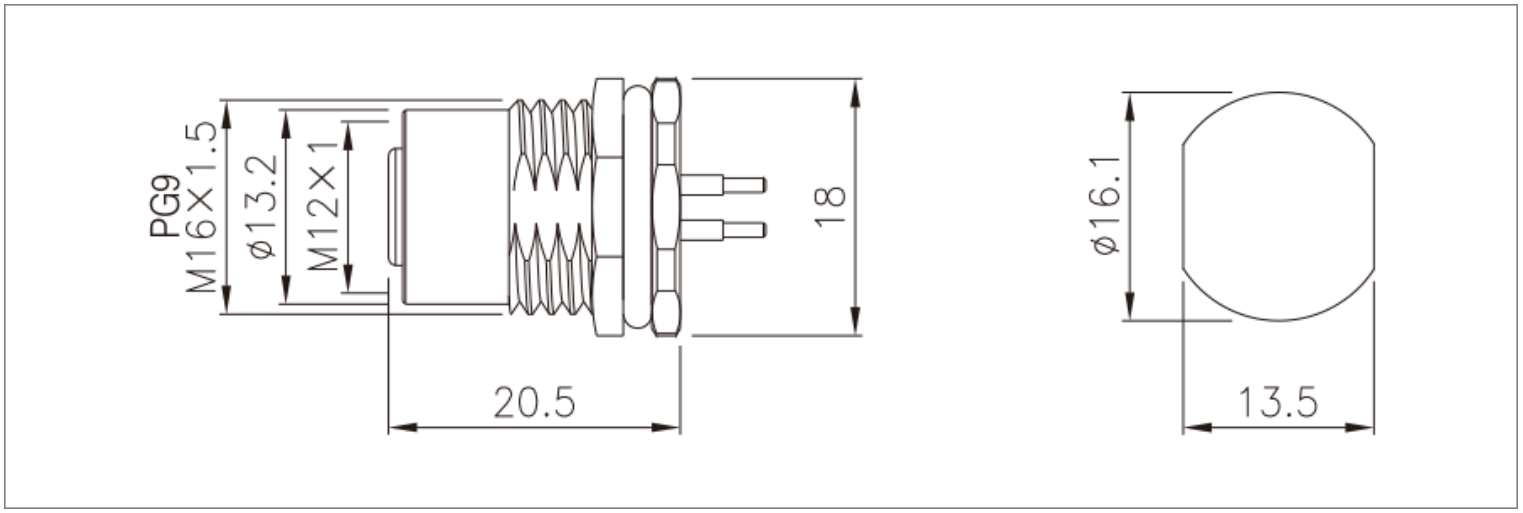

PCB芯位图

芯数	2A	3A	4A	4D	5A
针型 PCB芯位分布图	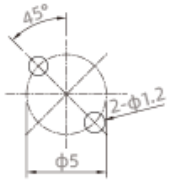	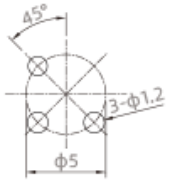	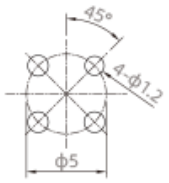	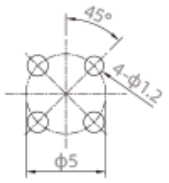	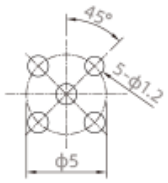
芯数	5B	6A	8A	12A	17A
	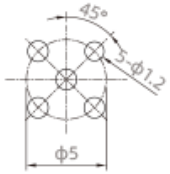	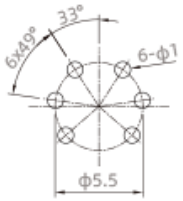	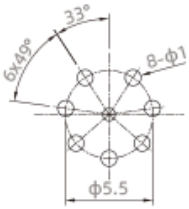	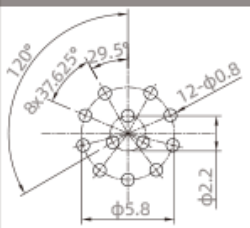	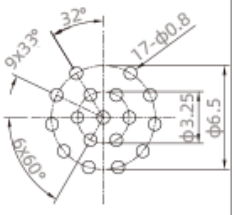
芯数	2A	3A	4A	4D	5A
孔型 PCB芯位分布图	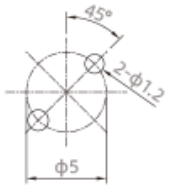	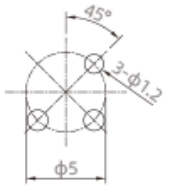	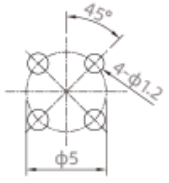	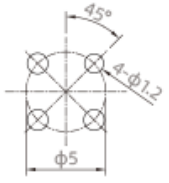	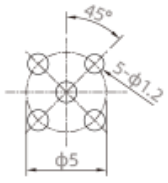
芯数	5B	6A	8A	12A	17A
	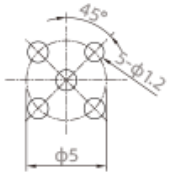	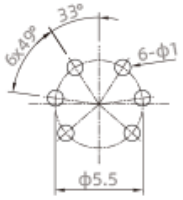	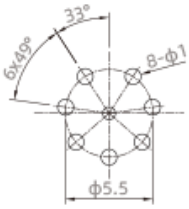	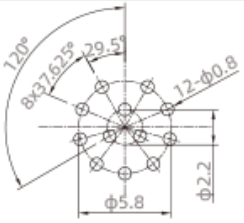	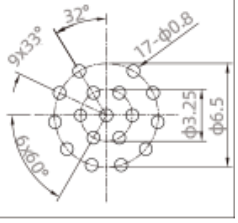

STA思大-元器件专业提供商!

接线定义

芯位	线芯颜色
	2芯
1	BN
2	-
3	BU

芯位	线芯颜色
	3芯
1	BN
2	-
3	BU
4	BK

芯位	线芯颜色
	6芯
1	BN
2	WH
3	BU
4	BK
5	-
6	GY
7	RD

芯位	线芯颜色
	8芯
1	WH
2	BN
3	GN
4	YE
5	GY
6	PK
7	BU
8	RD

芯位	线芯颜色		
	4芯A编码	4芯B编码	4芯D编码
1	BN	BN	YE
2	WH	WH	WH
3	BU	BU	OG
4	BK	BK	BU

芯位	线芯颜色		
	5芯A编码	5芯B编码	
1	BN	BN	
2	WH	WH	
3	BU	BU	
4	BK	BK	
5	GY	GY	

芯位	线芯颜色
	12芯
1	BN
2	BU
3	WH
4	GN
5	PK
6	YE
7	BK
8	GY
9	RD
10	VT
11	OG
12	LTGN

芯位	线芯颜色
	17芯
1	BN
2	BU
3	WH
4	GN
5	PK
6	YE
7	BK
8	GY
9	RD
10	VT
11	OG
12	LTGN
13	LTBU
14	BKWH
15	BNWH
16	RDWH
17	BUWH

*接线定义按常规标准，如按协议或者其他请联系我司业务。

电气参数

芯数	针型				额定电流	额定电压		导体规格		孔型			
	A	B	C	D		A/C	D/C	AWG	mm²	A	B	C	D
2					4A	250V	250V	22	0.34				
3					4A	250V	250V	22	0.34				
4					4A	250V	250V	22	0.34				
5					4A:A型 B型 2A:C型	60V	60V	22	0.34				
6					2A	30V	30V	24	0.25				
8					2A	30V	30V	24	0.25				
12					1.5A	30V	30V	26	0.14				
17					1.5A	30V	30V	26	0.14				

STA思大-元器件专业提供商!